

Sukat ng Bayan Q2 2021

Report Brief

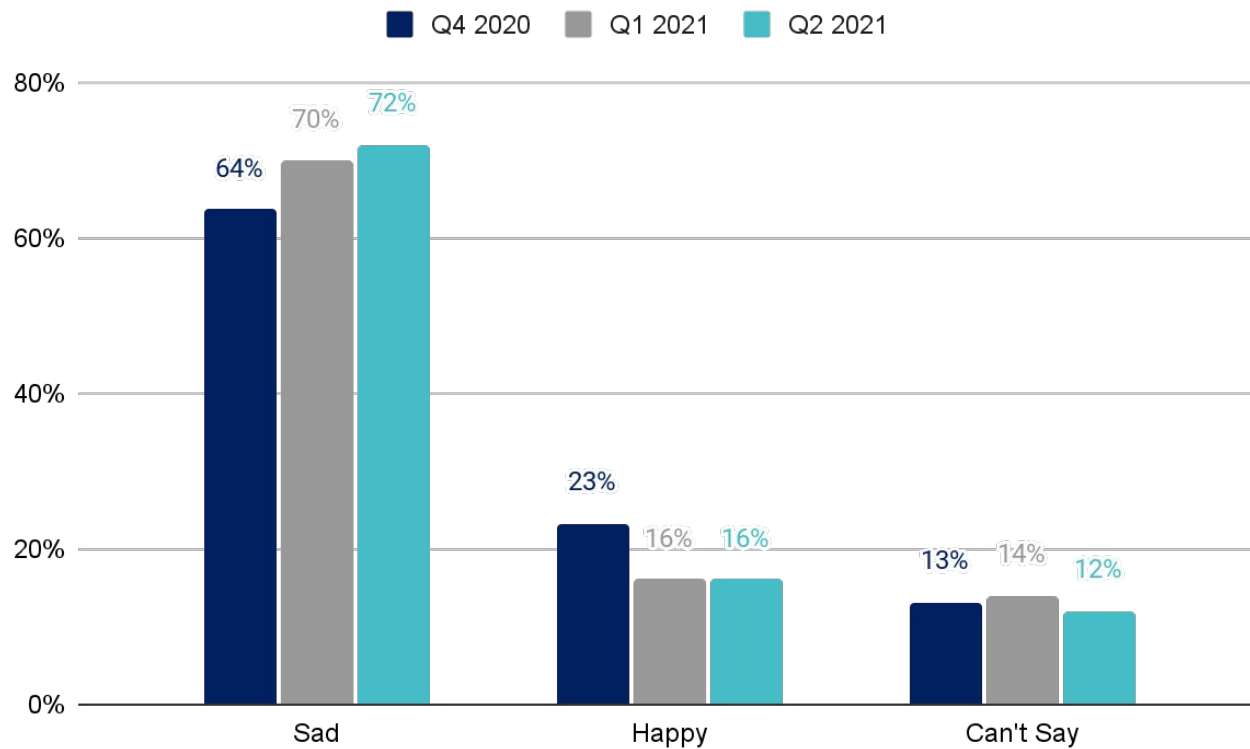
July 2021

Survey Details

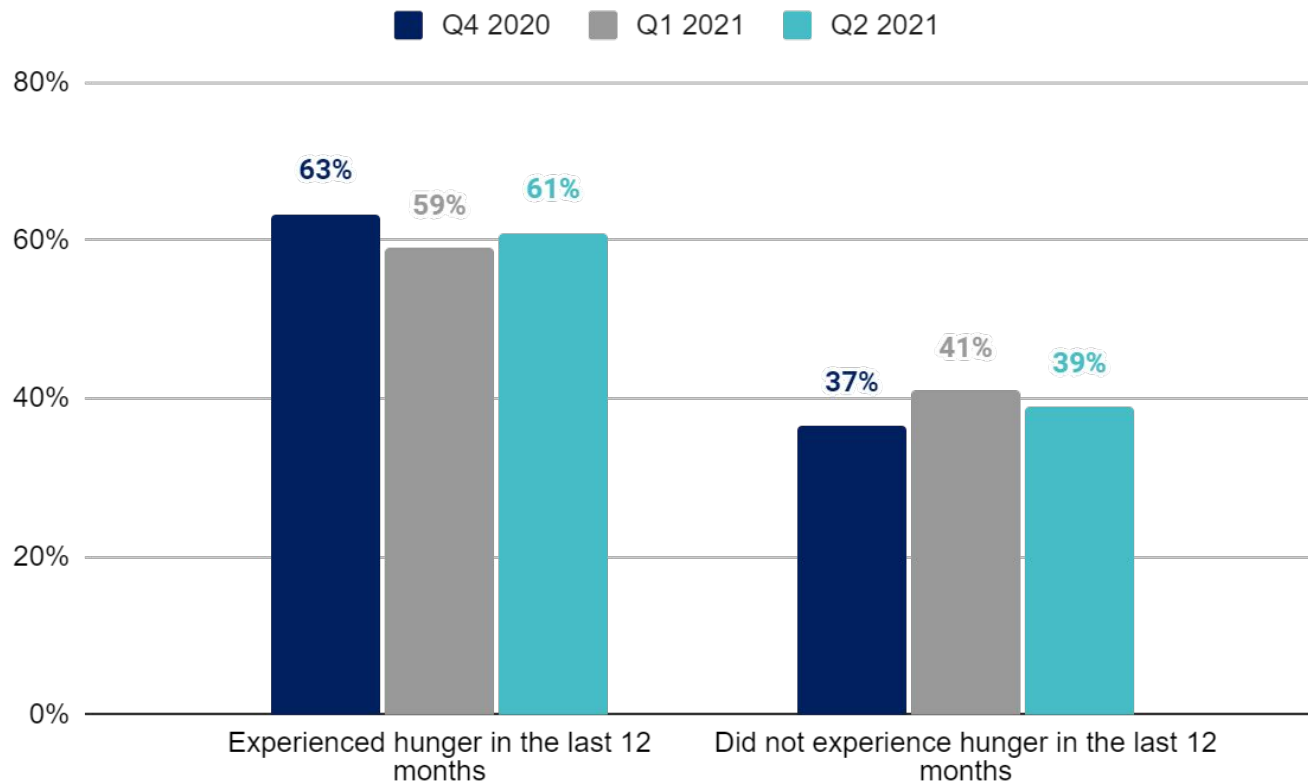
- + **Survey Duration**
23-30 June 2021
- + **Coverage**
Nationwide
- + **Sampling scheme**
Convenience sampling
- + **Methodology**
Online survey
- + **Respondents**
2,455

General Disposition

Happiness Disposition



Hunger Incidence



Top Five (5) Concerns



1

Livelihood

80%



2

Food


57%



3

COVID-19 Vaccine

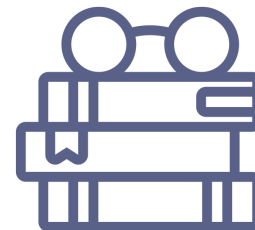
44%



4

Health

42%



5

Education

40%

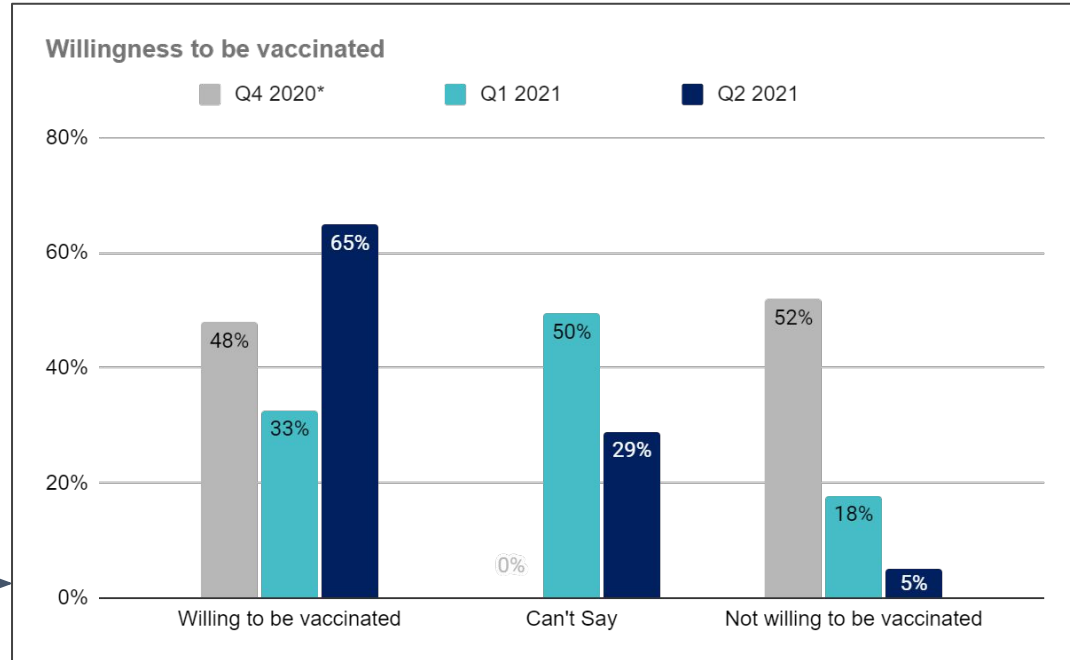
Does not add up to 100% due to multiple responses

COVID-19 Pandemic & Response

Vaccination Status & Willingness

14% are vaccinated

Of the 86% that are unvaccinated, 65% express willingness to be vaccinated, a significant increase compared to those who said so in our Q1 survey (see chart)

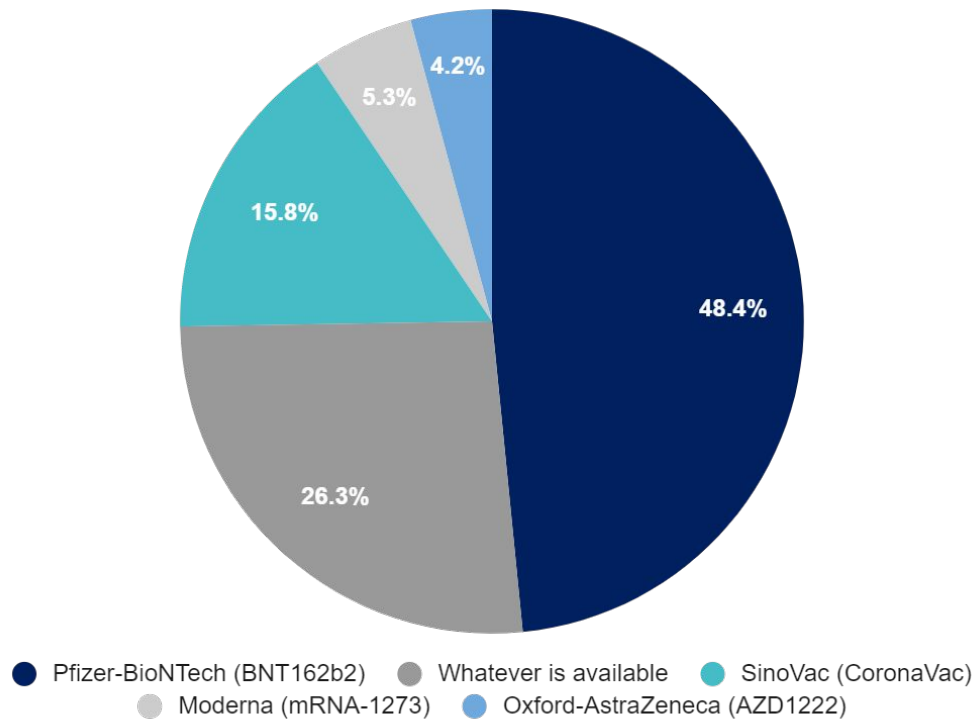


*Q4 2020 survey did not include "Can't Say" as an option

**Q4 2020 (n=1661), Q1 2021 (n=2000), Q2 2021 (n=2109)

Preferred Vaccine Brand

Preferred Vaccine



Perceived Importance of COVID-19 Prevention Measures

IMPORTANCE - COVID-19 PREVENTION MEASURES	Important	Can't Say	Unimportant
Wearing face masks whenever you go out of the house	97%	1%	2%
Wearing face shield whenever you go out of the house	74%	7%	19%
Cleaning hands with soap and water	99%	1%	1%
Cleaning hands with alcohol / hand sanitizer	98%	1%	1%
Compliance with 1-meter physical distancing	96%	2%	2%
Avoiding touching the face (eyes, nose, mouth)	96%	2%	2%
Avoiding crowded places	97%	2%	1%
Staying at home especially if going out is not necessary	96%	2%	2%
Taking vitamins	97%	2%	1%
Covering nose and mouth whenever I cough or sneeze	99%	1%	1%
Praying	97%	2%	1%

Pandemic Response Satisfaction by LGU

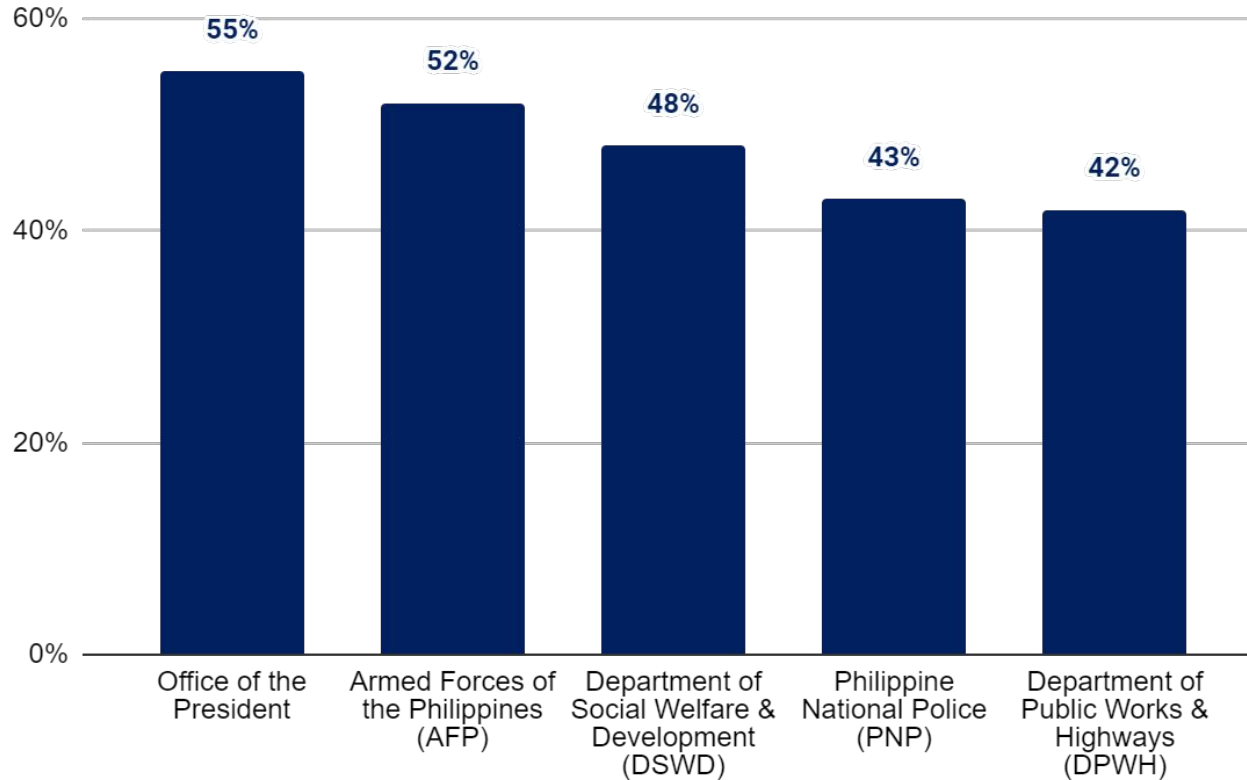
COVID-19 PANDEMIC RESPONSE SATISFACTION	N	Satisfied	Can't Say	Dissatisfied
Quezon City	213	44%	30%	26%
Caloocan City	133	42%	23%	35%
Manila City	112	58%	29%	13%
Pasig City	73	71%	16%	12%
Mandaluyong City	59	49%	25%	25%
Taguig City	50	68%	16%	16%
Puerto Princesa City	65	54%	17%	29%
Davao City	55	65%	18%	16%
Cavite	148	51%	19%	30%
Rizal	146	42%	18%	40%
Bulacan	112	49%	23%	28%
Batangas	89	65%	16%	19%
Laguna	88	51%	17%	32%
Negros Oriental	62	52%	23%	26%

*Areas with less than 50 respondents have not been featured in this report

**Sum of row percentages may not be equal to 100% due to rounding off of results

Trust & Satisfaction

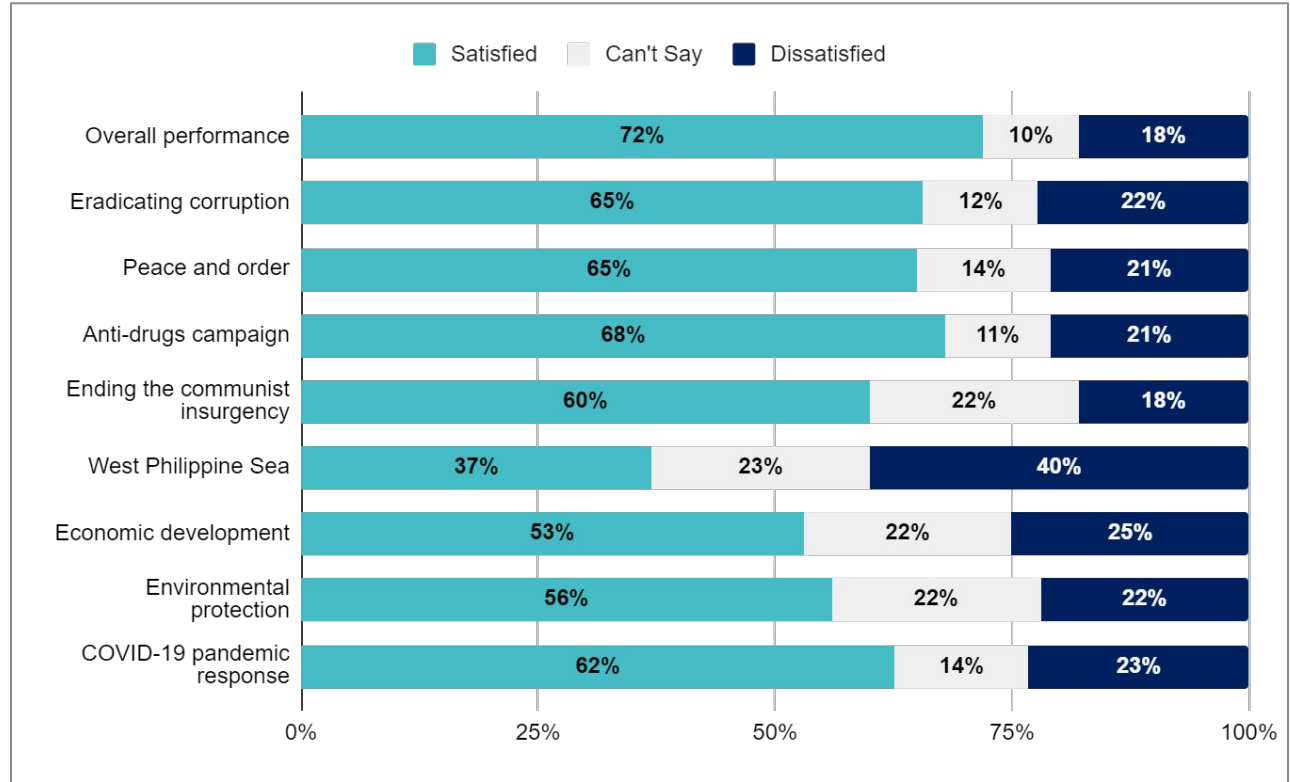
Top 5 Government Offices with Highest Satisfaction



Satisfaction with the Duterte administration's performance

Overall, 72% of respondents express satisfaction with the Duterte administration's performance.

His anti-drugs campaign, in particular, received the highest satisfaction rating at 68% while his handling of the West Philippine Sea issue had a dissatisfaction rate of 40%.



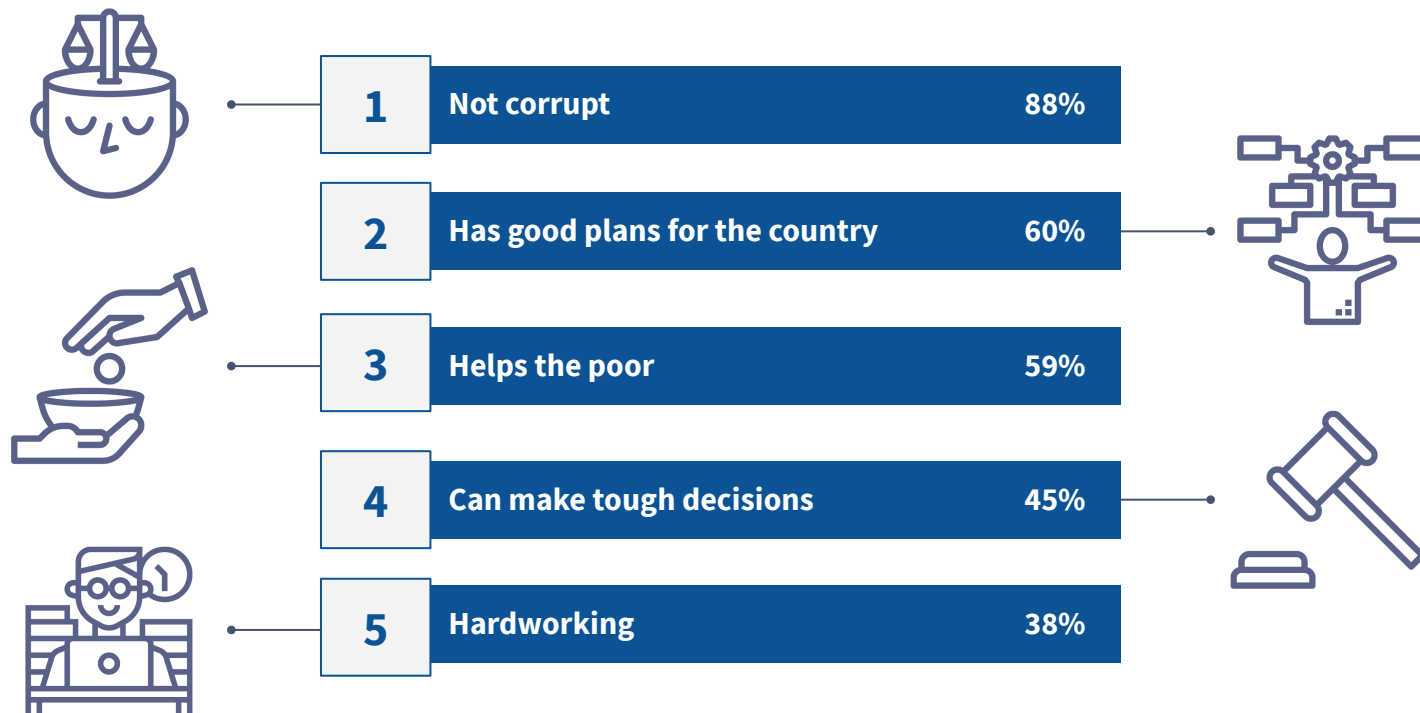
Awareness, Trust & Satisfaction Ratings

KEY OFFICIALS & PERSONALITIES	Awareness	Trust	Satisfaction
President Rodrigo Duterte	91%	75%	67%
Vice President Leni Robredo	79%	37%	35%
Senate President Vicente Sotto III	75%	51%	51%
House Speaker Lord Allan Velasco	48%	28%	34%
Chief Justice Alexander Gesmundo	24%	22%	25%
AFP Chief Cirilito Sobejana	26%	25%	28%
PNP Chief Guillermo Eleazar	71%	57%	58%
DOH Secretary Francisco Duque III	72%	33%	35%
DOLE Secretary Silvestre Bello III	36%	30%	33%
DPWH Secretary Mark Villar	62%	40%	43%
DOTr Secretary Arthur Tugade	38%	30%	33%
Sen. Bong Go	85%	55%	54%
Sen. Ping Lacson	73%	41%	40%
Sen. Manny Pacquiao	90%	62%	58%
Sen. Grace Poe	72%	54%	48%
Cong. Alan Peter Cayetano	84%	52%	51%
Mayor Isko Moreno Domagoso	89%	83%	80%
Mayor Sara Duterte-Carpio	86%	58%	54%
Bongbong Marcos	82%	55%	

Sum of row percentages may not be equal to 100% due to rounding off of results

2022 Elections

Top 5 Desired Characteristics in a President



Does not add up to 100% due to multiple responses

Awareness & Preference of prospective Presidential candidates

PRESIDENT - 2022	Preference	Awareness
Domagoso, Isko Moreno	28%	89%
Duterte-Carpio, Sara	18%	86%
Marcos, Bongbong	13%	82%
Pacquiao, Manny	7%	90%
Robredo, Leni	6%	79%
Poe, Grace	4%	72%
Cayetano, Alan Peter	4%	84%
Go, Bong	3%	85%
Diokno, Chel	2%	50%
Lacson, Ping	2%	73%
Escudero, Chiz	1%	75%
Gordon, Dick	0.40%	63%
Trillanes, Antonio	0.30%	74%

PRESIDENT - 2022	Preference	Awareness
<i>Duterte, Rodrigo</i>	0.20%	91%
<i>Sotto, Vico</i>	0.20%	-
<i>Carpio, Antonio</i>	0.10%	-
<i>Teodoro, Gilbert</i>	0.10%	41%
<i>Tulfo, Raffy</i>	0.10%	87%
<i>Sotto, Vicente III</i>	0.10%	75%
<i>Ong, Willie</i>	0.04%	77%
<i>Villar, Manny</i>	0.04%	-
<i>Villanueva, Eddie</i>	0.04%	-
<i>Osmeña, Serge</i>	0.04%	54%
<i>Durano, Ramonito III</i>	0.04%	-
<i>Villanueva, Joel</i>	0.04%	61%
Don't Know	7%	-
None	2%	-

*Names in italics were answered by respondents as Others, and are not included in the original list of choices

**Sum of column percentage (Preference) may not be equal to 100% due to rounding off of results

Awareness & Preference of prospective VP candidates

VICE PRESIDENT - 2022	Preference	Awareness
Domagoso, Isko Moreno	20%	89%
Duterte, Rodrigo	13%	91%
Marcos, Bongbong	9%	82%
Duterte-Carpio, Sara	8%	86%
Pacquiao, Manny	7%	90%
Poe, Grace	7%	72%
Cayetano, Alan Peter	7%	84%
Go, Bong	6%	85%
Escudero, Chiz	5%	75%
Sotto, Vicente Tito	3%	75%
Lacson, Ping	2%	73%
Gatchalian, Sherwin	1%	66%
Teodoro, Gilbert	1%	41%
Angara, Sonny	1%	58%
Salceda, Joey	0.30%	35%
Romualdez, Martin	0.20%	46%

VICE PRESIDENT - 2022	Preference	Awareness
<i>Trillanes, Antonio</i>	0.4%	74%
<i>Sotto, Vico</i>	0.3%	-
<i>Diokno, Chel</i>	0.3%	50%
<i>Aquino, Kris</i>	0.04%	-
<i>Carpio, Antonio</i>	0.04%	-
<i>Gatchalian, Rex</i>	0.04%	-
<i>Revillame, Willie</i>	0.04%	86%
<i>Robredo, Leni</i>	0.04%	79%
<i>Ong, Willie</i>	0.04%	77%
<i>Santos-Recto, Vilma</i>	0.04%	68%
Don't Know	5%	-
None	1%	-

*Names in italics were answered by respondents as Others, and are not included in the original list of choices

**Sum of column percentage (Preference) may not be equal to 100% due to rounding off of results



For more information, contact:

research@ioptionsventures.com

facebook.com/ioptionsvc

www.ioptionsventures.com